



# IEC - FLIP CHART - 1

## ON UPDATION OF NATIONAL REGISTER OF CITIZENS

**Training Materials for Resource Persons  
to Conduct Gram Sabha/Group Discussions  
at Community Level**

**Office of the State Coordinator  
National Register of Citizens, Assam**






## 1. What is National Register of Citizens (NRC)?

- The National Register of Citizens (NRC) is the register containing details of all Indian CITIZENS. The only time that a National Register of Citizens (NRC) was prepared was in 1951 when after conduct of the Census of 1951, the NRC was prepared by recording particulars of all the persons enumerated during that Census.

## 2. How will the NRC be updated?

- The NRC will be updated as per the provisions of The Citizenship Act, 1955 and The Citizenship (Registration of Citizens and Issue of National Identity Cards) Rules, 2003. As per the two statutes, the citizenship status would be ascertained based on the NRC 1951, Electoral Rolls up to the midnight of 24<sup>th</sup> March, 1971.

# What is NATIONAL REGISTER OF CITIZENS?

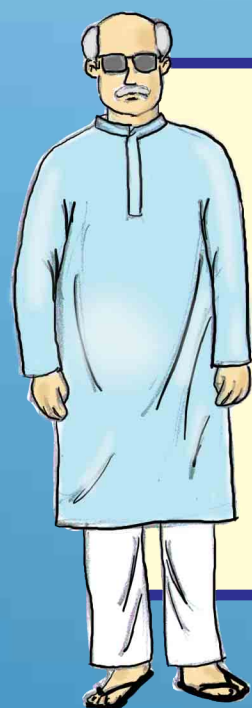




### **3. What is the Eligibility Criteria for inclusion in the updated NRC?**

- Persons whose names appear in NRC 1951.
- Persons whose names appear in any of the Electoral Rolls up to midnight of 24th March, 1971.
- Descendants of the above persons.
- However, for persons who came to Assam from ‘Specified Territory’ after 1st January, 1966 and before 25th March 1971, inclusion in NRC would require registration with the Foreigner Regional Registration Office (FRRO) and elapse of a period of 10 (ten) years thereafter.
- Persons who can prove their claim to citizenship by providing any of the documents in the list of documents admissible for citizenship (explained later).


# Who will be included in the updated NRC?



Persons whose names appear in NRC 1951.



+ their descendants



Persons whose names appear in any of the Electoral Rolls up to midnight of 24th March, 1971.



+ their descendants







#### **4. What is the Legacy Data ?**


- The documents namely NRC 1951 (National Register of Citizens) and Pre 1971 Electoral Rolls are collectively called as the Legacy Data.

#### **5. What is the importance of Legacy Data ?**

- Legacy Data is the primary set of documents admissible to prove the claim of citizenship for inclusion in NRC updated for the state of Assam.
- The Government shall make the Legacy Data available to public where they can search their own names or names of their ancestors to apply for inclusion in NRC.
- In case of the persons whose names don't appear but the names of their ancestors appear in the Legacy Data, they would be required to establish linkage with the name/person appearing in the database.
- In order to ensure easy search of entries in these vast databases, the data available in hardcopies has been digitized and a search engine has also been developed in Assamese, Bengali & English.

# What is Legacy Data?

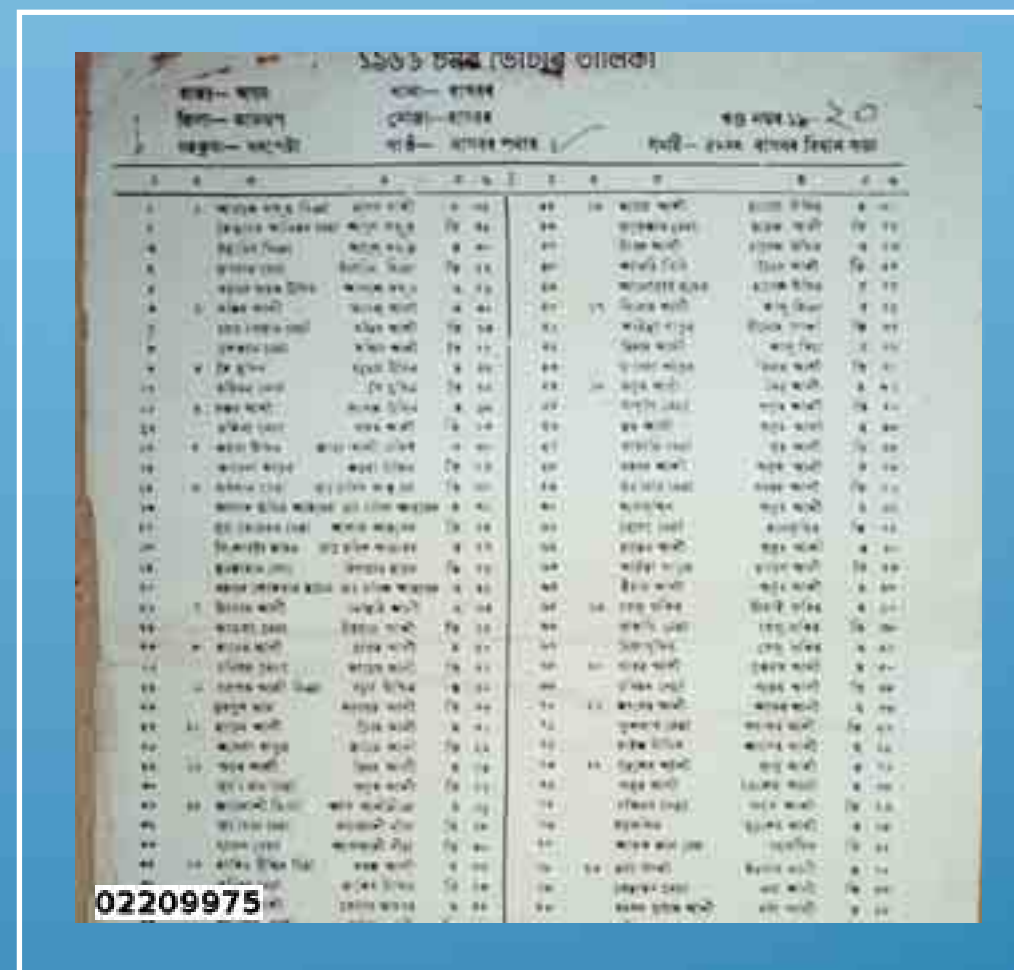
## 1. NRC 1951



**NATIONAL REGISTER OF CITIZENS**

03116222

## 2. Electoral Rolls up to midnight of 24<sup>th</sup> March, 1971



**2503 চমক (ভিত্তিক তালিকা)**

02209975



## 6. How to access Legacy Data?

NRC Seva Kendras (NSKs) :

### (A) DIGITIZED DATA :

- The NSK shall have easily searchable digitized Legacy Data linked with the actual image of the original legacy documents to instill a sense of credibility and authenticity of the data.
- Every NSK shall have the database of the entire state, for easy data searching for people who have changed residence after 1971. In that case one would not require going in search of Legacy Data to the original place of residence.
- Search of the digitized data can be performed through "name search" of any person in either English, Assamese or Bengali, or even through "image search" of a village to see if one's name figures in the database of the respective village or not.
- Once a record is found in the Database, Legacy Data Code shall be generated against that record. Legacy Data Code shall establish the distinct identity of the person which would be of use for searching by applicants and verification by officials.
- Once the entry is found, printout of the extract carrying the Legacy Data Code will be handed over. The Legacy Data Code will have to be cited in the Application Form which will be given free of cost at the NSKs to the public.

### (B) PUBLISHED COPIES :

- Legacy Data shall be published as photocopies of the existing original documents at NSKs.
- Each NSK shall have the segregated data for the villages falling under the respective Kendra.
- Each page of the Legacy Data document shall carry an Image ID number which can be quoted to the operators at NSKs or be searched online in the NRC Website ([nrcassam.nic.in](http://nrcassam.nic.in)) to access that particular page in the digitized database for generation of a Legacy Data Code.

In some cases, citizens might have certified copies/extracts of the stated documents with them. In such cases also, mere possession of such certified copy/extract would be meaningless till the time it has been assigned the official unique Legacy Data Code based on its existence in the official records available with the Government and issued as per protocol. In such cases, along with their existing certified copy citizens would have to:

- a. Go to the nearest NSK and get the data searched. In case, any match found with the database then a Legacy Data Code shall be assigned.
- b. In case, there's no match found, then Legacy Data Code shall be furnished only after thorough scrutiny of the certified copy submitted.



# How to access Legacy Data?

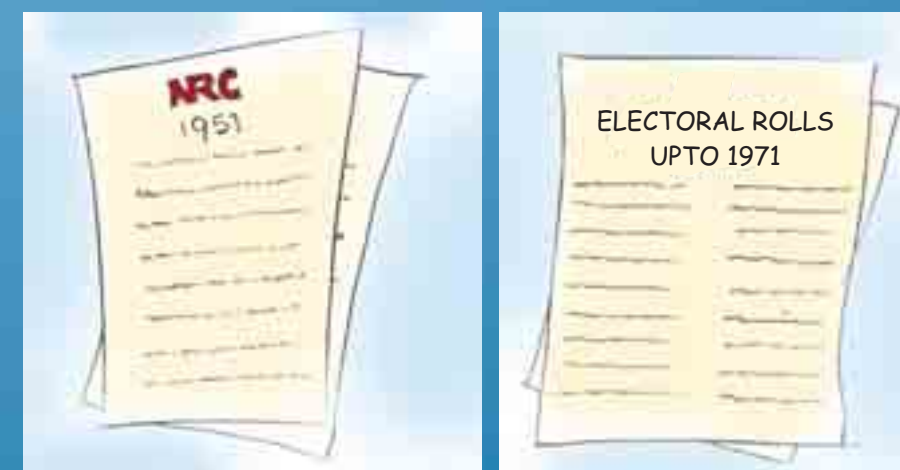
## NRC Seva Kendra (NSK)

## Searchable Digitized Database



Serial Number	Full Name	Gender	Age	Religion	Marital Status	Education	Occupation	Address	Phone Number	Signature
1	ABHIRAM K	Male	25	Hindu	Married	High School	Farmer	123 Main St, Village 1	9876543210	[Signature]
2	ABHIRAM K	Male	25	Hindu	Married	High School	Farmer	123 Main St, Village 1	9876543210	[Signature]
3	ABHIRAM K	Male	25	Hindu	Married	High School	Farmer	123 Main St, Village 1	9876543210	[Signature]
4	ABHIRAM K	Male	25	Hindu	Married	High School	Farmer	123 Main St, Village 1	9876543210	[Signature]
5	ABHIRAM K	Male	25	Hindu	Married	High School	Farmer	123 Main St, Village 1	9876543210	[Signature]

## Printed Copies of Legacy Data






## 6. How to access Legacy Data?

### (C) Polling Stations:

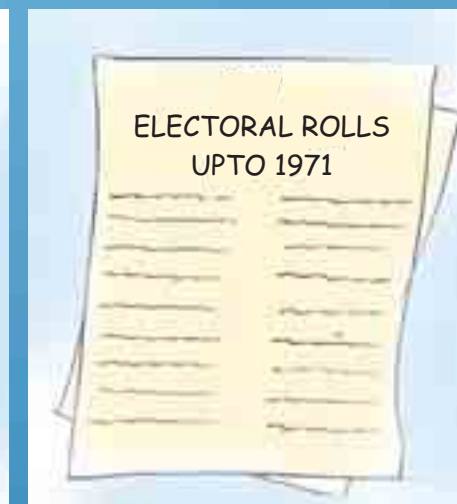

- Legacy Data shall also be published as hard copies in all the Polling Stations segregated for the villages falling under the respective Polling Station.
- The data given at the Polling Station is similar to that of the published copies given at the NSK and shall carry an ID number which can then be quoted at the NSK or entered in the website to access the database in the computer for obtaining Legacy Data Code against a particular entry.

# How to access Legacy Data?

## Polling Station



## Printed Copies of Legacy Data





## 6. How to access Legacy Data?

### (D) NRC Website:

- The Legacy Data shall be made available online at the NRC Assam website **nrcassam.nic.in**.
- One can login the website using One Time Password (OTP) received through mobile number registration.
- The search can be performed in any of the three languages (Assamese, Bengali & English) using either Name Search or through search of the database for a village or villages where one might have resided during preparation of NRC 1951 or any of the Electoral Rolls upto 1971.
- On finding the entries looked for, printout of that particular entry in the Legacy Database and the Legacy Data Code can be taken from the website.



# How to access Legacy Data?



NRC website: [nrcassam.nic.in](http://nrcassam.nic.in)



**7. What to do in case name is not found in the Legacy Data?**

The following documents shall be admissible in case someone's name is not found in the Legacy Data :

1. Land records including tenancy records of relevant period upto midnight of 24<sup>th</sup> March, 1971.
2. Citizenship Certificate issued by competent authority upto midnight of 24<sup>th</sup> March, 1971.
3. Permanent Residential Certificate issued from outside the State upto midnight of 24<sup>th</sup> March, 1971
4. Refugee Registration Certificate issued upto midnight of 24<sup>th</sup> March, 1971.
5. Passport issued by the Government of India upto midnight of 24<sup>th</sup> March, 1971.
6. Insurance Policy (LICI) of relevant period upto midnight of 24<sup>th</sup> March, 1971.
7. Any license/certificate issued by Government authority of relevant period upto midnight of 24<sup>th</sup> March, 1971.
8. Document showing service/employment under Government/Public sector undertaking upto midnight of 24<sup>th</sup> March, 1971.

9. Bank/Post Office Accounts of relevant period upto midnight of 24<sup>th</sup> March, 1971.

10. Birth Certificates issued by the competent authority upto midnight of 24<sup>th</sup> March, 1971.

11. Educational Certificate issued by Board/Universities upto midnight of 24<sup>th</sup> March, 1971.

12. Records/ Processes pertaining to court upto midnight of 24<sup>th</sup> March, 1971.

**The documents placed below are only supporting documents :**

13. Certificate issued by the Secretary of the Village Panchayat, countersigned by the local Revenue official, in respect of females from rural areas who have migrated to other villages.

13A. Certificate issued by Circle Officer in respect of females who have migrated from an urban area after marriage.

14. Ration Cards issued by competent authority with official seal and signature upto midnight of 24<sup>th</sup> March, 1971.

## What to do in case name is not found in the Legacy Data?

Submit the admissable documents issued on or before 24<sup>th</sup> March 1971



- |  |  |   |
|--|--|---|
| 1. Land & Tenancy records                  | 5. Passport                            | 9. Bank/Post Office Accounts                  |
| 2. Citizenship Certificate                 | 6. LIC Policy                          | 10. Birth Certificate                         |
| 3. Permanent Residential Certificate (PRC) | 7. Govt issued License/Certificate     | 11. Board/ University Educational Certificate |
| 4. Refugee Registration certificate        | 8. Govt Service/Employment certificate | 12. Court Records/ Processes                  |

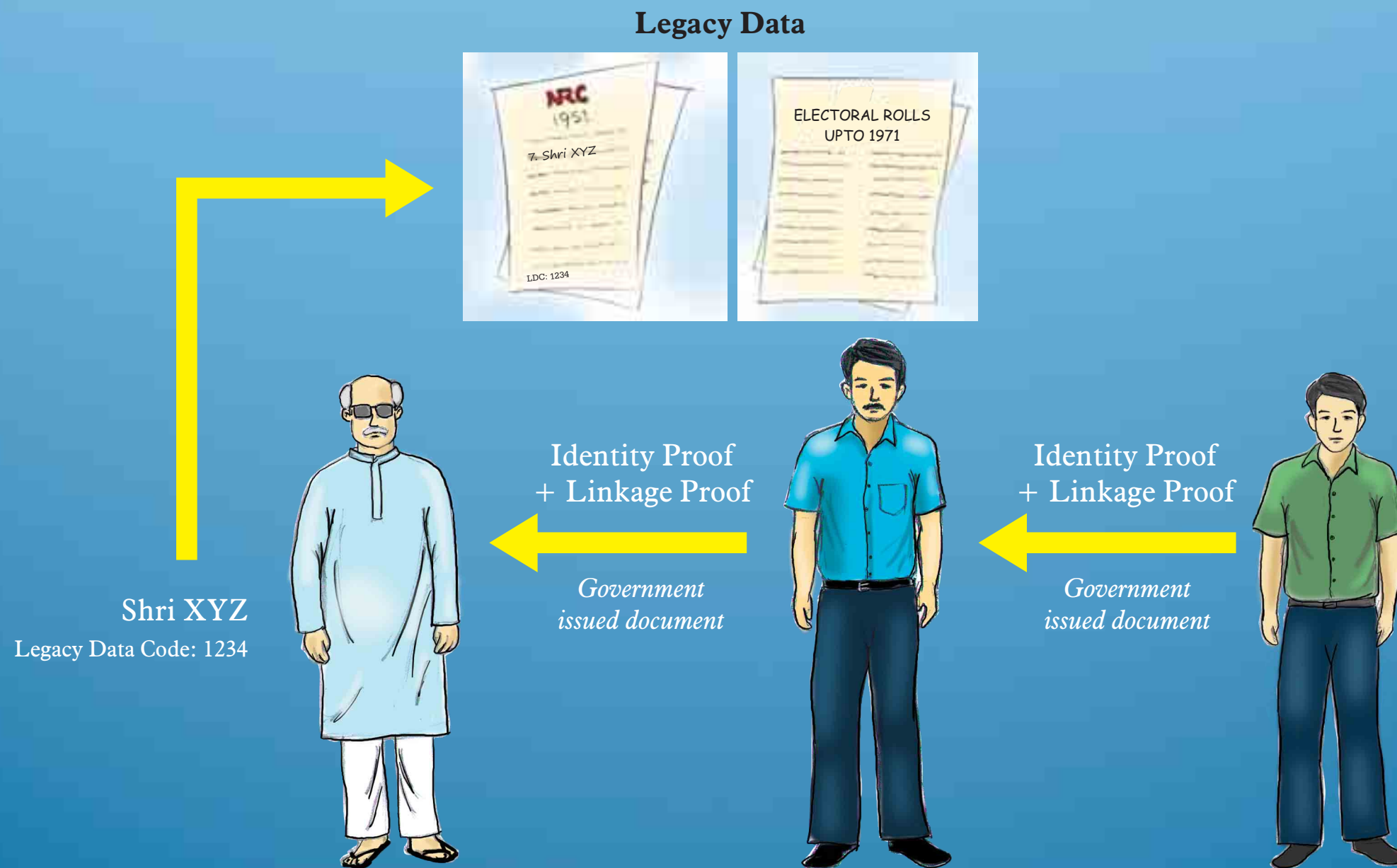


## 8. How to establish linkage with the name appearing in Legacy Data?

- Once the pre-1971 residence of your or your ancestors in Assam is established through any of the documents mentioned, the only evidence required thereafter is your proof of identify, and also proof of linkage with the ancestor in case it is your ancestor's name that appears in the Legacy Data or in other documents mentioned, instead of your own name.
- For identity proof any relevant document issued by Government will have to be produced.



# How to establish linkage with the name appearing in Legacy Data?

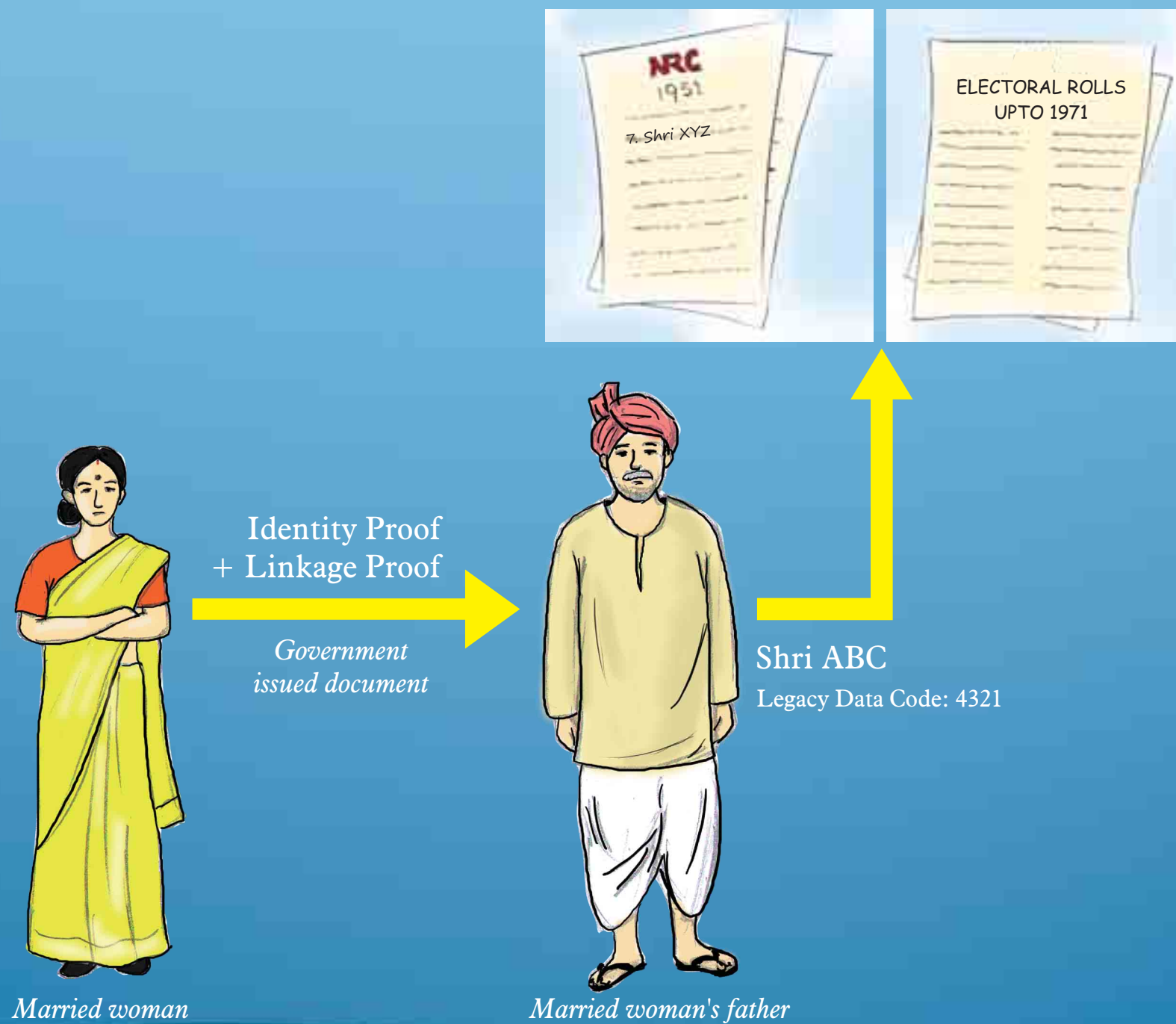




**9. How to establish linkage of married women migrated from her ancestral place?**

- A married woman shall establish linkage in the same way by establishing admissibility of inclusion through Legacy Data or through other admissible documents and by way of drawing linkage with her own parents or ancestors only (not with the in-laws' family).

## How to establish linkage in Legacy Data by married woman?



## **10. How to obtain admissible documents?**

- The applicant shall have to submit the admissible documents available with them. In case the applicant had lost or misplaced the documents required, they may approach the office from which the documents were issued for obtaining duplicate/certified copies.



# How to obtain admissible documents?



Duplicate / certified copies can be obtained from  
the office which had issued the original




## 11. How to get the Application Forms for inclusion in NRC?

- House to house distribution of Application Forms by Govt. functionaries.
- Elaborate instructions for filling up shall accompany the blank Application Form.
- Forms will also be available at the NRC Seva Kendras (NSKs) or can be downloaded from the NRC Website.
- Photocopies of blank Application Form can also be used.
- In all instances the Form shall be available free of cost.
- One Application Form shall be given for one household that would provide for spaces up to 5 members of the family. In case of big size families, more than one Form can be obtained or photocopy of the original Form could be used.
- Forms shall be available in English, Assamese and Bengali and shall be distributed as per mandates of the Assam Official Language Act 1960.

# How to get the Application Forms for inclusion in NRC?

## Application Form



**National Register of Citizens Application Form** APPLICANT/HOUSEHOLD DETAILS SIDE-A

Start Here

Name of the Applicant:

Present Address of the Applicant:

Permanent Address of the Applicant:

Telephone/Mobile Number:

E-mail:

Educational Qualification of the applicant:

Occupational Activity:

Educational Qualification of the Applicant:

Occupational Activity:

Use only Arabic numerals as indicated here: 6123456789

Total No. of Forms submitted by the Family

Total No. of Enclosed Pages

House to house distribution



NRC Seva Kendra (NSK)



Website



Photocopy of Blank Forms




## 12. How to fill up the Application Form?

- The head of the family shall apply for all the members of the family.
- Ensure adducing of admissible documents and identity & linkage documents with Application Form.
- Only photocopies of the required documents and not the originals are to be submitted at the NSKs along with the Application Form. Originals need to be kept ready for producing during field verification carried out by government functionaries.
- The family would require providing 2.5x2.5 size photographs (either in color or black & white) for each member of the family in the Application Form.
- In case the family head is no more, the descendants can apply.
- In case of a minor or in case of disabled person, head of the family or legal guardian shall apply.
- In case of orphanage, homes for mentally or physically handicapped etc, head of the institution shall apply for the inmates.
- Trainings shall be carried out in the field sensitizing willing persons and field Govt. functionaries on Application Form filling up.
- D voters can apply, but their names shall finally be included in NRC only if the Foreigners Tribunals declare them to be citizens.
- Toll Free NRC Helpline (Number 15107) will help the public/applicants in filling up the Application Form and in obtaining the necessary documents.




# How to fill up the Application Form?



The image shows a sample of the National Register of Citizens (NRC) Application Form, specifically Side A. The form is titled "National Register of Citizens Application Form APPLICANT/HOUSEHOLD DETAILS SIDE-A". It contains various fields for personal and household information, including Name of the Applicant, Present Address, Permanent Address, Telephone/Mobile Number, Educational Qualification, Occupational Activity, and a section for the Applicant's Signature and Stamp. The form is designed to be filled out by the head of the household.

Head of the family

Application Form







## **IMPORTANT!**

- Only photocopies of the required documents and not the originals are to be submitted at the NSKs along with the Application Form. Originals need to be kept ready for producing during field verification carried out by government functionaries.

**Attach only photocopies with Application Form!**





### **13. Where to submit the Application Forms?**

- Forms shall be received at the NRC Seva Kendras (NSKs).
- One NSK shall receive Applications Form of the villages that are marked under it.
- The public shall be made aware of their designated NSKs through publicity measures.
- The NSK operator shall check the Application Form before receiving.
- On receipt of duly filled up Application Form, the NSK operator shall give the printout of the scanned copy of submitted Application Form along with the summary of the submitted documents.
- The Local Registrar of Citizen Registration (LRCR) who is the officer in charge of the NSKs shall issue acknowledgement of receipt.
- Only a member of the family whose name appear in the Application Form shall be allowed to submit the Application Form.
- In some exceptional cases, if anyone outside the family comes for submission, a photo of the bearer shall be captured at NSKs for record and verification.
- Forms can also be submitted online ([nrcassam.nic.in](http://nrcassam.nic.in)) after registration using mobile number of the applicant.



## Where to submit the Application Form?



**Submit physically  
at NRC Seva Kendra (NSK)**

**OR**



**Submit online  
on NRC Website**



